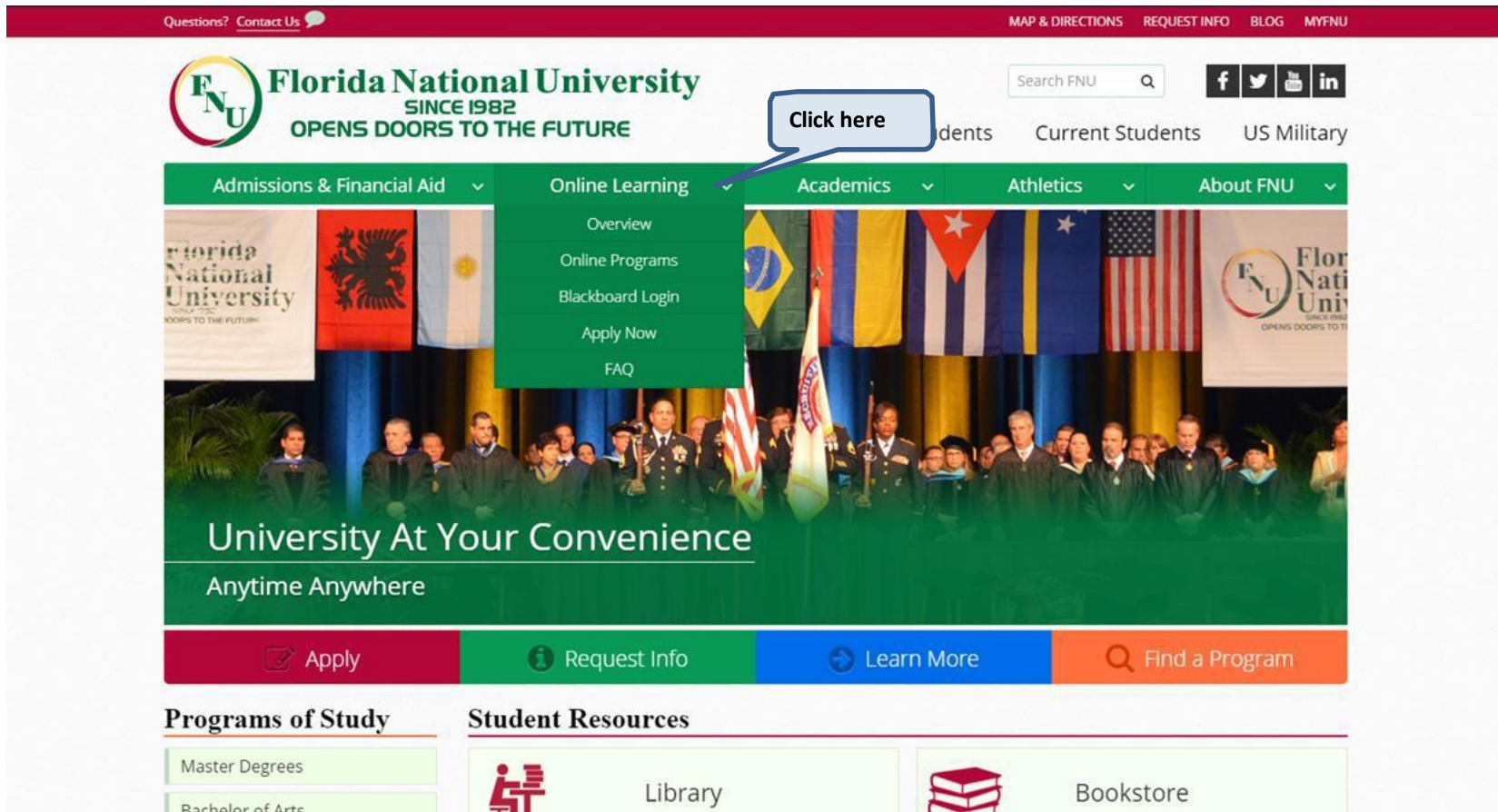


# Accessing Blackboard

You can access Blackboard by:


- Visit the FNU Website: <http://www.fnu.edu>
- Click on the “Online Learning” tab



The screenshot shows the Florida National University website. At the top, there is a maroon navigation bar with links for 'Questions? Contact Us', 'MAP & DIRECTIONS', 'REQUEST INFO', 'BLOG', and 'MYFNU'. Below this is the university's logo and name, along with a search bar and social media icons. A blue callout box with the text 'Click here' points to the 'Online Learning' tab in the main navigation menu. The 'Online Learning' dropdown menu is open, showing options: 'Overview', 'Online Programs', 'Blackboard Login', 'Apply Now', and 'FAQ'. Below the navigation is a large banner image of a graduation ceremony with the text 'University At Your Convenience' and 'Anytime Anywhere'. At the bottom, there are four colored buttons: 'Apply', 'Request Info', 'Learn More', and 'Find a Program'. Below these are sections for 'Programs of Study' (listing Master Degrees and Bachelor of Arts) and 'Student Resources' (listing Library and Bookstore).

# Accessing Blackboard

Click on the “Blackboard Login“ link



The screenshot shows the Florida National University website. At the top, there is a navigation bar with links for "Questions? Contact Us", "MAP & DIRECTIONS", "REQUEST INFO", "BLOG", and "MYFNU". Below this is the university's logo and name, along with a search bar and social media icons. A main navigation menu is visible, with "Online Learning" expanded to show a list of options: "Overview", "Online Programs", "Blackboard Login", "Apply Now", and "FAQ". A blue callout box with the text "Click here" points to the "Blackboard Login" link. Below the navigation menu is a large banner image of a graduation ceremony with the text "University At Your Convenience" and "Anytime Anywhere". At the bottom, there are four buttons: "Apply", "Request Info", "Learn More", and "Find a Program". Below these buttons are two sections: "Programs of Study" with links for "Master Degrees" and "Bachelor of Arts", and "Student Resources" with links for "Library" and "Bookstore".

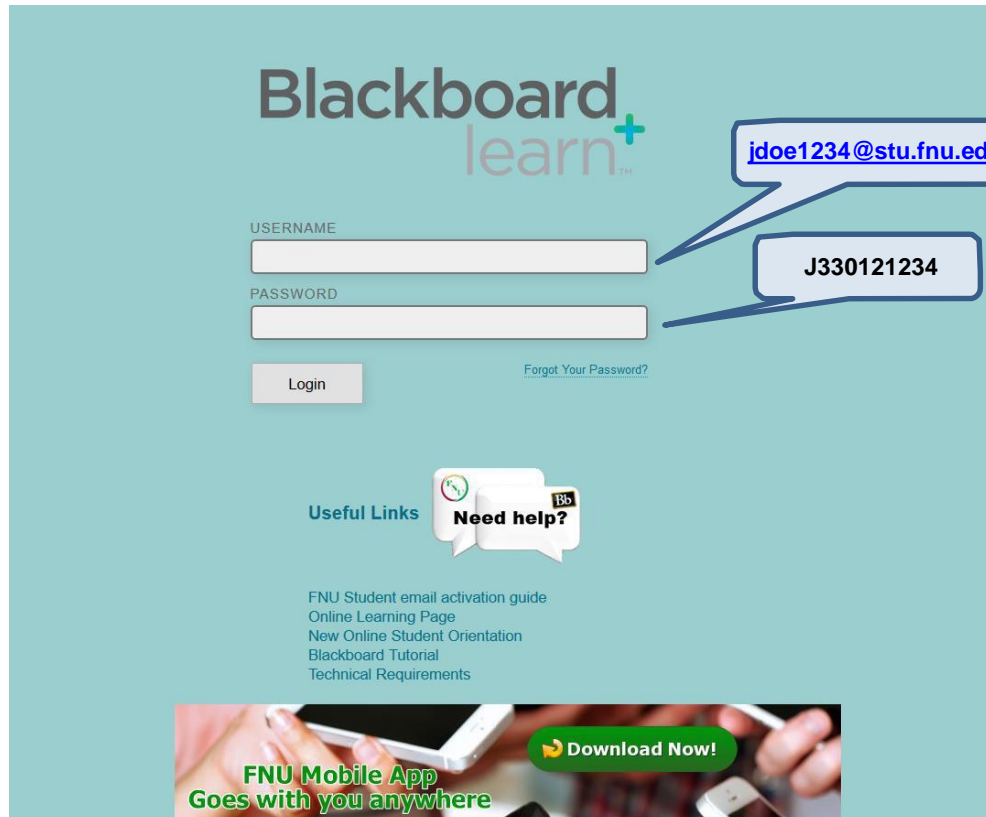
# Accessing Blackboard

Blackboard login:

- **Username:** FNU Student Email Address

- **Password:** First letter of your First Name CAPITALIZED + Zip Code of your Home Campus + last 4 digits of Student ID number

Zip Codes: (Hialeah Campus & Distance Learning: 33012, South Campus: 33175)



The screenshot shows the Blackboard login interface. At the top, the text "Blackboard learn+" is displayed. Below this are two input fields: "USERNAME" and "PASSWORD". A callout bubble points to the username field with the text "jdoe1234@stu.fnu.edu". Another callout bubble points to the password field with the text "J330121234". Below the input fields is a "Login" button and a link for "Forgot Your Password?". At the bottom, there is a "Useful Links" section with a "Need help?" icon and a list of links: "FNU Student email activation guide", "Online Learning Page", "New Online Student Orientation", "Blackboard Tutorial", and "Technical Requirements". At the very bottom, there is a banner for the "FNU Mobile App" with a "Download Now!" button and the text "Goes with you anywhere".

**Example:**


Student Name: John Doe

ID#: 1000001234

Home Campus: Hialeah

# Accessing Blackboard

Please use this link to guide you in activating your student email address:  
[FNU Student Email Activation Guide](#)

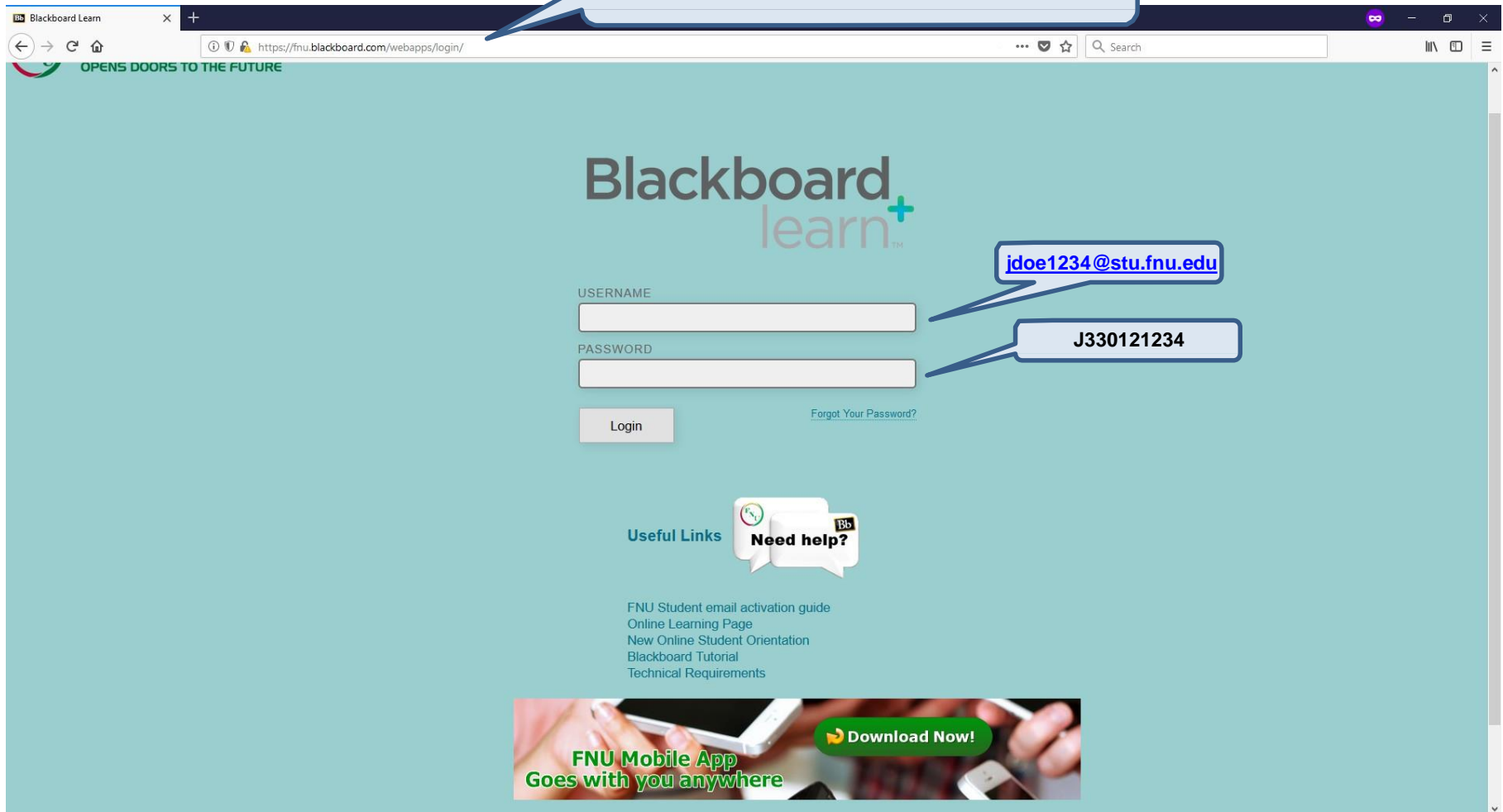


The image shows a screenshot of the Blackboard Learn login page. The page has a teal background. At the top center, the text "Blackboard learn+" is displayed, with "Blackboard" in a large, dark font and "learn+" in a smaller, lighter font. Below this, there are two input fields: "USERNAME" and "PASSWORD". Under the "PASSWORD" field, there is a "Forgot Your Password?" link. A "Login" button is positioned below the input fields. In the lower-left area, there is a "Useful Links" section with a list of links: "FNU Student email activation guide", "Online Learning Page", "New Online Student Orientation", "Blackboard Tutorial", and "Technical Requirements". A callout box with a blue border and a white background points to the "FNU Student Email Activation Guide" link. The callout box contains the text "FNU Student Email Activation Guide". At the bottom of the page, there is a banner for the "FNU Mobile App" with the text "FNU Mobile App Goes with you anywhere" and a green button that says "Download Now!".

# Accessing Blackboard

You can also access Blackboard using:

<http://fnu.blackboard.com>



The screenshot shows a web browser window displaying the Blackboard Learn login page. The browser's address bar shows the URL <https://fnu.blackboard.com/webapps/login/>. The page features the Blackboard Learn logo and a login form with fields for USERNAME and PASSWORD. A 'Login' button is located below the password field. A 'Forgot Your Password?' link is positioned to the right of the password field. Below the login form, there is a 'Useful Links' section with a 'Need help?' icon. The links listed are: FNU Student email activation guide, Online Learning Page, New Online Student Orientation, Blackboard Tutorial, and Technical Requirements. At the bottom of the page, there is a banner for the FNU Mobile App with a 'Download Now!' button.

Blackboard Learn

OPENS DOORS TO THE FUTURE

## Blackboard<sup>+</sup> learn™

USERNAME

PASSWORD

Login

[Forgot Your Password?](#)

Useful Links

**Need help?**

- [FNU Student email activation guide](#)
- [Online Learning Page](#)
- [New Online Student Orientation](#)
- [Blackboard Tutorial](#)
- [Technical Requirements](#)

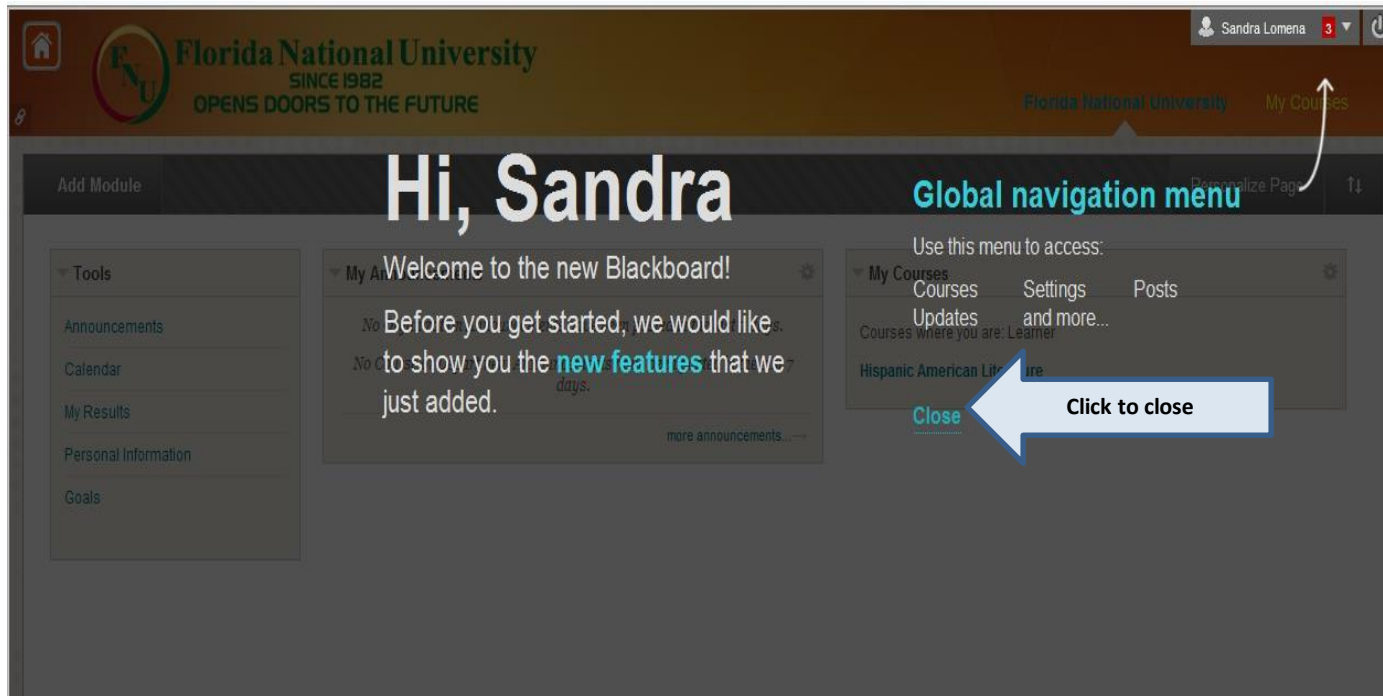
**FNU Mobile App**  
Goes with you anywhere

[Download Now!](#)

# Accessing Blackboard

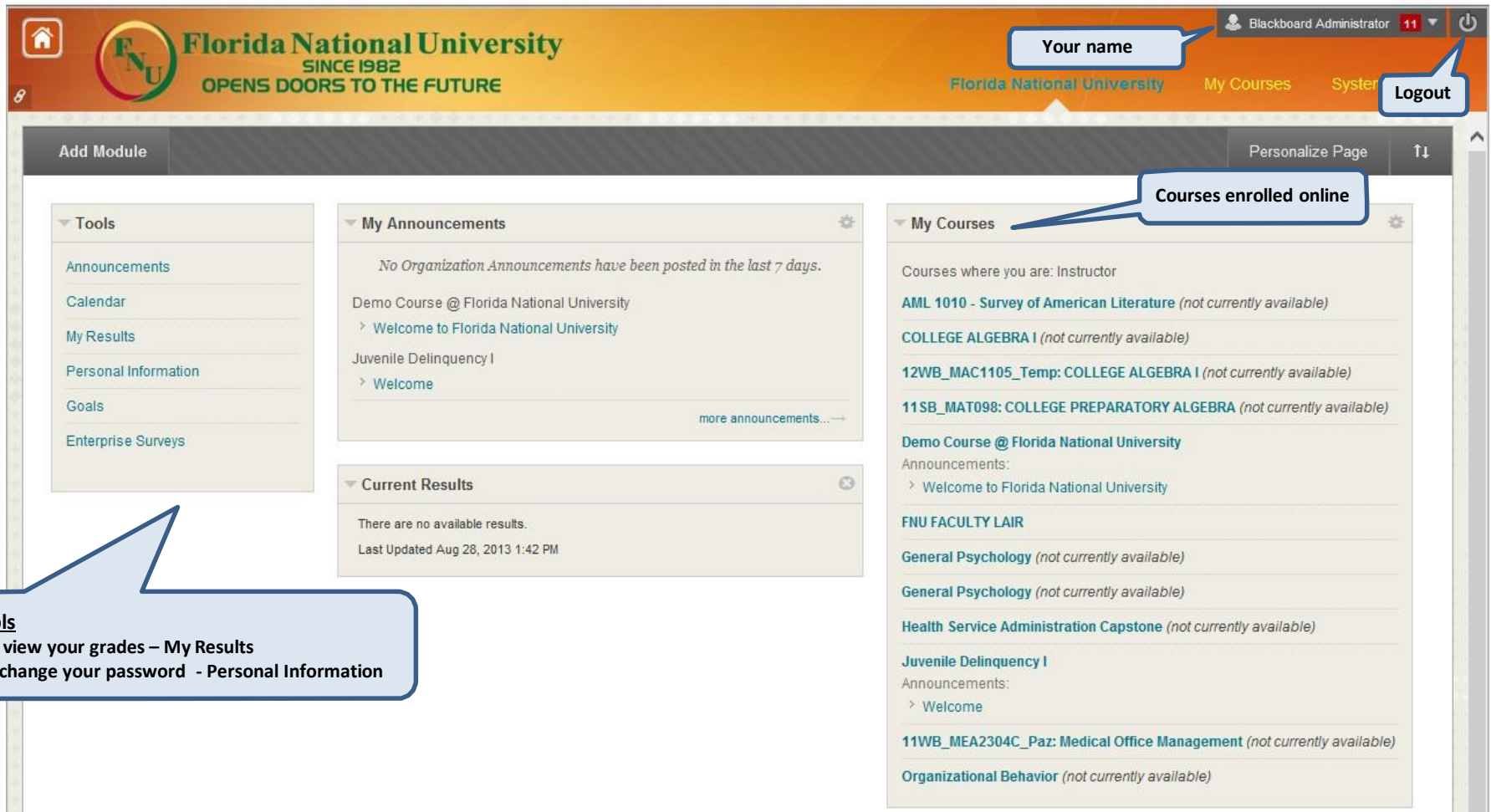
If you are a first-time user, you will receive the following message:

*(To close it click where it is indicated)*



# Accessing Blackboard

A quick look of your Blackboard environment/main page:



The screenshot shows the Blackboard main page for Florida National University. The top navigation bar includes the university logo, the user's name (Blackboard Administrator), and a Logout button. Below the navigation bar is a 'Personalize Page' section with an 'Add Module' button and an up/down arrow. The main content area is divided into three columns:

- Tools:** A list of tools including Announcements, Calendar, My Results, Personal Information, Goals, and Enterprise Surveys.
- My Announcements:** A section showing no organization announcements in the last 7 days, with a list of announcements from 'Demo Course @ Florida National University' and 'Juvenile Delinquency I'.
- My Courses:** A section titled 'Courses enrolled online' showing a list of courses where the user is an instructor, including 'AML 1010 - Survey of American Literature', 'COLLEGE ALGEBRA I', '12WB\_MAC1105\_Temp: COLLEGE ALGEBRA I', '11SB\_MAT098: COLLEGE PREPARATORY ALGEBRA', 'Demo Course @ Florida National University', 'FNU FACULTY LAIR', 'General Psychology', 'Health Service Administration Capstone', 'Juvenile Delinquency I', '11WB\_MEA2304C\_Paz: Medical Office Management', and 'Organizational Behavior'.

A callout box titled 'Tools' provides instructions:

- To view your grades – My Results
- To change your password - Personal Information